

HELLMUTH

DEVILFISH

VIOLETTE

CHAN

MATUSOW

CLOUTIER

WORLD SERIES
OF
POKER
2008

SEIDEL

DUKE

LIEU

ARIEH

GORDON

GOWEN

FERGUSON

RAYMER

FISCHMAN

HACHEM

THE OFFICIAL VIDEO GAME



BATTLE FOR THE
BRACELETS



ACTIVISION®

⚠ WARNING: PHOTSENSITIVITY/EPILEPSY/SEIZURES

READ BEFORE USING YOUR PLAYSTATION®2 COMPUTER ENTERTAINMENT SYSTEM.

A very small percentage of individuals may experience epileptic seizures or blackouts when exposed to certain light patterns or flashing lights. Exposure to certain patterns or backgrounds on a television screen or when playing video games may trigger epileptic seizures or blackouts in these individuals. These conditions may trigger previously undetected epileptic symptoms or seizures in persons who have no history of prior seizures or epilepsy. If you, or anyone in your family, has an epileptic condition or has had seizures of any kind, consult your physician before playing. IMMEDIATELY DISCONTINUE use and consult your physician before resuming gameplay if you or your child experience any of the following health problems or symptoms:

- dizziness
- altered vision
- eye or muscle twitches
- loss of awareness
- disorientation
- seizures
- any involuntary movement or convulsion

RESUME GAMEPLAY ONLY ON APPROVAL OF YOUR PHYSICIAN.

Use and handling of video games to reduce the likelihood of a seizure

- Use in a well-lit area and keep as far away as possible from the television screen.
 - Avoid large screen televisions. Use the smallest television screen available.
 - Avoid prolonged use of the PlayStation 2 system.
Take a 15-minute break during each hour of play.
 - Avoid playing when you are tired or need sleep.
-

Stop using the system immediately if you experience any of the following symptoms: lightheadedness, nausea, or a sensation similar to motion sickness; discomfort or pain in the eyes, ears, hands, arms, or any other part of the body. If the condition persists, consult a doctor.

WARNING TO OWNERS OF PROJECTION TELEVISIONS:

Do not connect your PlayStation 2 system to a projection TV without first consulting the user manual for your projection TV, unless it is of the LCD type. Otherwise, it may permanently damage your TV screen.

HANDLING YOUR PLAYSTATION 2 FORMAT DISC:

- This disc is intended for use only with PlayStation 2 consoles with the NTSC U/C designation.
- Do not bend it, crush it or submerge it in liquids.
- Do not leave it in direct sunlight or near a radiator or other source of heat.
- Be sure to take an occasional rest break during extended play.
- Keep this compact disc clean. Always hold the disc by the edges and keep it in its protective case when not in use. Clean the disc with a lint-free, soft, dry cloth, wiping in straight lines from center to outer edge. Never use solvents or abrasive cleaners.



THE OFFICIAL VIDEO GAME

◆♦♥♠
BATTLE FOR THE
BRACELETS

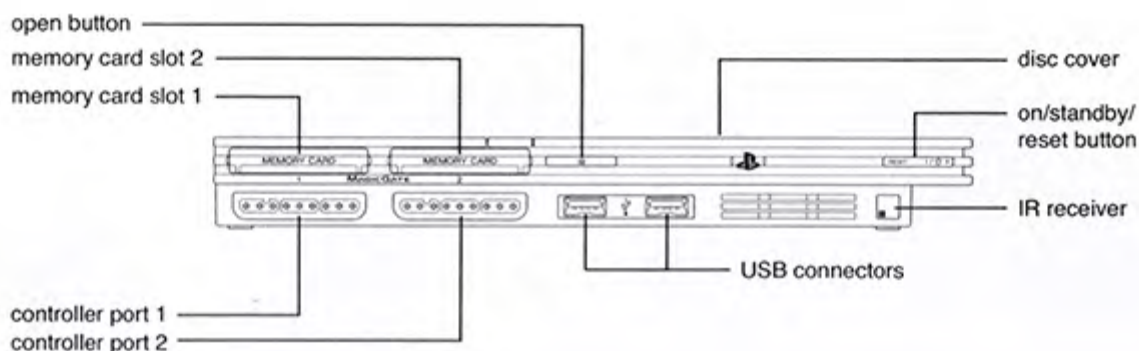
GETTING STARTED	2
Saving the Game	2
STARTING UP	3
Default Controls	3
BASIC NAVIGATION	4
MULTIPLAYER	4
PlayStation®2 Online	4
Setting Up Your EyeToy™ USB Camera	4
Setting Up Your Headset	5
Rivals	5
Online Skill Level	5
Collector Chips	5
WORLD SERIES OF POKER 2008: THE OFFICIAL VIDEO GAME - BATTLE FOR THE BRACELETS	6
Main Menu	6
PLAYING THE GAME	6
Heads Up Display (HUD)	6
CAREER	6
TUTORIALS	7
CUSTOMER SUPPORT	8
SOFTWARE LICENSE AGREEMENT	9



THE OFFICIAL VIDEO GAME

BATTLE FOR THE BRACELETS

GETTING STARTED



Set up your PlayStation®2 computer entertainment system according to the instructions supplied with your system. Check that the system is turned on (the on/standby indicator is green). Insert the World Series of Poker® 2008: The Official Video Game - Battle for the Bracelets disc in the system with the label side facing up. Attach game controllers and other peripherals as appropriate. Follow the on-screen instructions and refer to this manual for information on using the software.

Memory Card (8MB)(for PlayStation®2)

To save game settings and progress, insert a memory card (8MB)(for PlayStation®2) into MEMORY CARD slot 1 of your PlayStation®2 system. You can load saved game data from the same memory card or any memory card (8MB)(for PlayStation®2) containing previously saved games.

Saving the Game

Saving occurs automatically at various points throughout the game. When you see the autosave icon, World Series of Poker 2008: The Official Video Game - Battle for the Bracelets is saving your options, progress or unlocked items. When you see the icon, please do not remove the memory card (8MB)(for PlayStation®2) or the controller or reset/switch off the console.

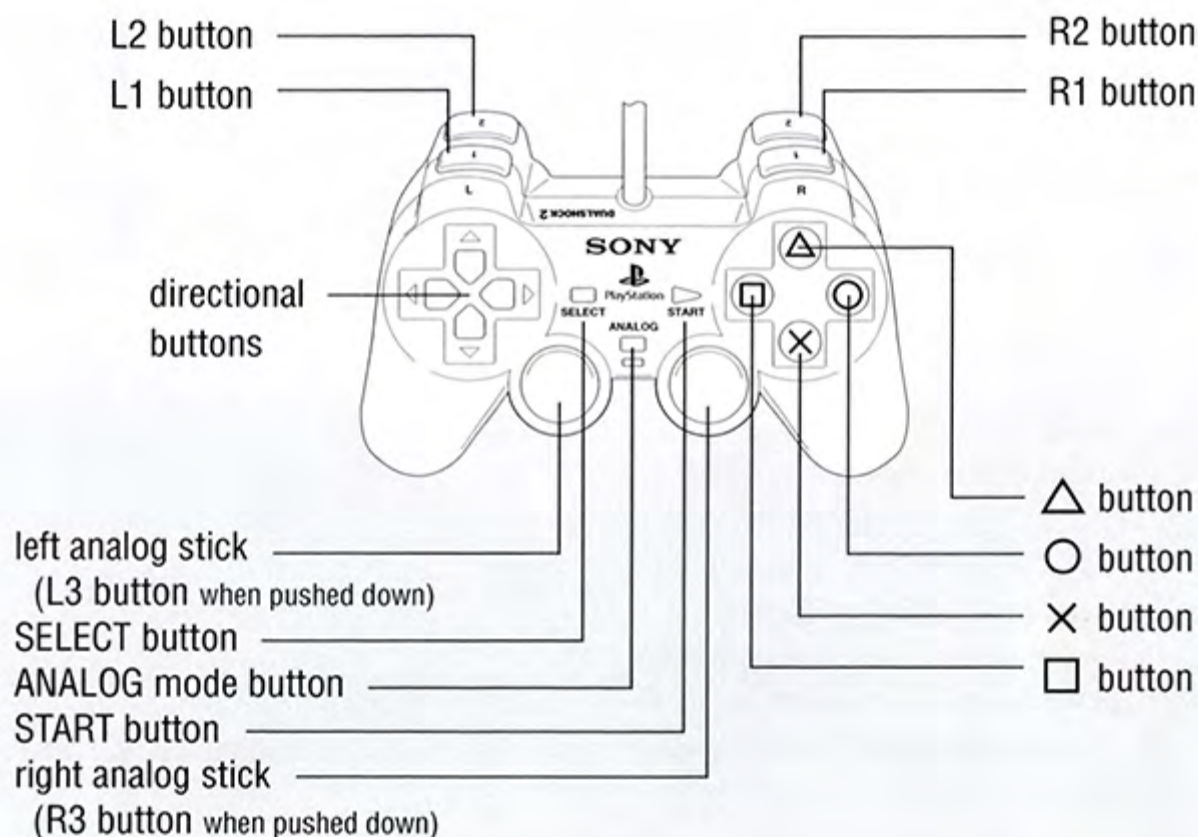


THE OFFICIAL VIDEO GAME

BATTLE FOR THE BRACELETS

STARTING UP

DUALSHOCK®2 ANALOG CONTROLLER CONFIGURATIONS



DEFAULT CONTROLS

left analog stick	Control betting interface
START button	Pause Menu
×	Confirm
△	Peek at your cards
□	Pre-move/Show Cards (multiplayer only)
R1 button	Hand Rankings/Help Screen
R2 button	Poker Tools
L1 button	Blackjack/Video Poker
↑/↓/←/→	Control betting interface



THE OFFICIAL VIDEO GAME

BATTLE FOR THE BRACELETS

BASIC NAVIGATION

To select menu options, move up and down on the left analog stick or directional buttons to navigate the menu options. Highlight the desired option and press **X** to accept.

MULTIPLAYER

You can play with up to 9 players in multiplayer poker games against opponents from all over the country. Play with your friends or generate a list of Rivals as you compete in single games and tournaments.

PlayStation®2 Online

To play online you must have a broadband Internet connection and network adaptor (Ethernet/modem)(for PlayStation®2) connected to your PlayStation®2 computer entertainment system. To play online, you'll need to have your network configuration file saved on your memory card (8MB)(for PlayStation®2). Network setting(s) can be created using the network adaptor start-up disc included with the network adaptor (Ethernet/modem)(for PlayStation®2).

Once connected, select Multiplayer, and Internet Play to begin. You will have the following options:

- **Quickmatch** – Create or join a default game quickly
- **Find A Game** – Find a game by searching with settings
- **Host A Game** – Create a game with specific settings
- **Friends List** – View your Friends List
- **Leaderboards** – Check the current high scores
- **View Rivals** – View and edit your Rivals List
- **Upload Offline Stats** – Upload your offline statistics
- **Log Out** – Log out of Internet Play

If you host or join a game, you'll be taken to the Game Lobby to wait for other players.

Note: By playing online, you must leave the Activision-controlled environment of World Series of Poker 2008: The Official Video Game - Battle for the Bracelets. The game's content has been rated for Teen audiences, but the content of the game may change during online play due to interactive exchanges. Activision assumes no responsibility for content external to the game itself.

Setting Up Your EyeToy™ USB Camera (OPTIONAL)

If you have an EyeToy™ USB camera (for PlayStation®2), you can allow other players to see you during the game. This is an optional feature and is not required for online play.

Your EyeToy™ USB camera connects to either of the two USB connectors located on the front of your PlayStation®2. With the USB Symbol facing up, insert the EyeToy™ USB camera cable into one of the USB connectors. The blue LED power indicator on the front of the camera should light up to indicate your EyeToy™ USB camera is ready to use.

For tips on how to get the best picture quality as well as troubleshooting, please refer to the instruction manual of your EyeToy™ USB camera.



THE OFFICIAL VIDEO GAME

BATTLE FOR THE BRACELETS

Setting Up Your Headset (OPTIONAL)

If you have a certified PlayStation®2-compatible USB headset, you can chat with other players during online play. This is an optional feature and is not required for online play.

Your PlayStation®2-compatible USB headset connects to either of the two USB connectors located on the front of your PlayStation®2. With the USB Symbol facing up, insert the cable into one of the USB connectors.

Home Router/Firewall Configuration Information

A router is a network device that directs network traffic to and from your PC or video game console when they are sharing a single Internet connection. More often than not, routers used for home networks have a firewall built into them. A firewall will look at network traffic going into the router and determine if it should be blocked or let in.

Routers and firewalls can be configured numerous ways but commonly they are configured to not allow "unsolicited" traffic from the Internet to your PC or video game console.

Activision does not support the use of routers or firewalls for multiplayer online play.

However, because of the increasing use of routers and firewalls in the home network environment, we have provided the following information for advanced users to assist them in customizing their home network settings in order to accommodate multiplayer online play.

ACTIVISION ASSUMES NO LIABILITY FOR DAMAGE RESULTING FROM THE CONNECTION OF ANY DEVICE TO THE PlayStation®2, NOR THE LOSS OF DATA OR OTHER PROBLEMS RESULTING FROM ANY CHANGES YOU MAKE TO YOUR EXISTING ROUTER/FIREWALL NETWORK SETTINGS.

In order to configure a router using Network Address Translation (NAT) or a firewall, consult the user guide for your router to enable PORT FORWARDING settings as specified below. Forward or route all traffic onto the following ports to the IP address of your PlayStation®2.

WSOP 2008 uses UDP port# 3074 and 3658

WSOP 2008 uses TCP port# 3074

WSOP 2008 supports NAT, but this process may delay connections. For the best results, do not run WSOP 2008 behind a router or firewall; it may take several additional minutes for video and voice chat to connect.

Note: *Gameplay will function normally as video and voice chat connects.*

Rivals

To foster a more competitive online experience, you now gain Rivals when you participate in Internet Play. A Rival is essentially a person who has beaten you in online matches. Rivals are added to your Rivals List which is accessible from the Internet Play menu. You can view details and manage your Rivals from the Rivals List.

Online Skill Level

In addition to Rivals, you also have an Online Skill Level. Your Online Skill Level is determined by how often you win showdowns (both online and offline) and how many total hands you have played online. There are five Online Skill Levels: Beginner, Novice, Recreational, Professional, and Expert.

Collector Chips

When playing online, you will have the option to set a Collector Chip as an ante. If you lose the match, you lose the Collector Chip and your opponent wins it. Multiplayer games can be set up to require a Collector Chip ante in order to join the game.



THE OFFICIAL VIDEO GAME

BATTLE FOR THE BRACELETS

WORLD SERIES OF POKER 2008: THE OFFICIAL VIDEO GAME - BATTLE FOR THE BRACELETS

World Series of Poker 2008: The Official Video Game - Battle for the Bracelets has the most robust tournament schedule ever, with more events, more bracelets, and more poker stars than ever before. New pros like Phil "The Poker Brat" Hellmuth, Mike "The Mouth" Matusow, and ten time bracelet winner Johnny Chan join the best lineup of poker players anywhere. Now that's poker, baby!

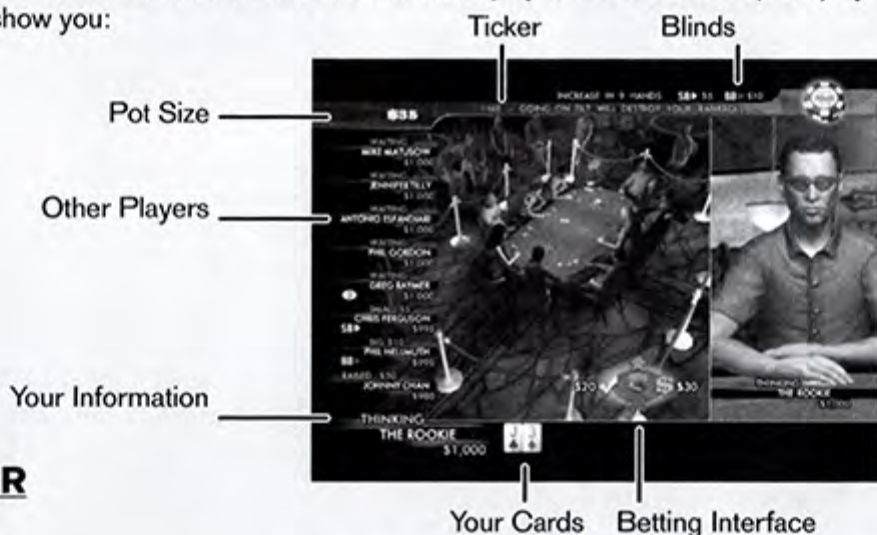
Main Menu

- **Quickplay** – Play a quick Hold 'em game, create a Custom Game or Tournament, play Speed Games, or play Video Poker and Blackjack.
- **Career** – Take on the best of the best as you compete in 43 WSOP events, invitational Cash Games, and the Heads Up: "Battle the Brat" mode.
- **Multiplayer** – Test your skills against other poker players across the country over Internet Play.
- **Tutorials** – Learn how to play and get valuable advice on each game type, test out each hole card combination, or test a hand from all table positions.
- **Options** – Adjust Game Options, Sound Options, and view the credits.

PLAYING THE GAME

Heads Up Display (HUD)

All the players at the table have their information displayed in the Heads Up Display (HUD). The HUD will show you:



CAREER

Difficulty

There are three difficulty settings to choose from:

- **Amateur** – On this difficulty level, you can participate in 19 events and have a starting bankroll of \$25,000.
- **Semi-pro** – There are 31 events available in this difficulty level, and you have a starting bankroll of \$15,000.
- **Professional** – The full calendar of 43 events is open, and you have a starting bankroll of only \$9,500.



THE OFFICIAL VIDEO GAME

BATTLE FOR THE BRACELETS

WSOP Events

The Career mode is a simulation of the real World Series of Poker. Depending on your chosen difficulty level, you can play through up to 43 tournament events based off of the actual WSOP calendar. There are six weeks of regular events, and then the Main Event occurs on the seventh week.

Each event takes either one, two, or three in-game days to complete. If you enter an event that takes two or three days to complete, you may not be able to enter any events on the following days. If you missed an event or want to re-play events, you can advance your Career a year by selecting Advance to Next Year in the Career Options.

Player of the Year and the Main Event

The major goals in the career mode are to become Player of the Year and to win the Main Event. Player of the Year points are awarded for every WSOP event in Career mode, but you do not earn points for events that you skip. At the end of the career year, whoever has the most Player of the Year points is crowned Player of the Year.

Bankroll

The Bankroll is how much money you currently have. Each event has a buy-in cost that is subtracted from your bankroll when you enter. By "making the bubble" – placing high enough to earn prize money, that is – you can increase your bankroll.

Cash Games

Cash Games are invitation-only events hosted by pro players. After you are knocked out of or win a tournament, it is likely that a pro will give you a call on your in-game cell phone and invite you to a game at another casino.

Heads-Up: "Beat The Brat"

This is a 1-on-1 ladder-style tournament against the top pro poker players in the world. You must beat several pros in order to eventually make it to the top where you will have to face off against either Johnny Chan or The Poker Brat himself, Phil Hellmuth.

Awards & Stats

Here you can view all sorts of stats related to your career.

Customize

From this menu, you can customize your in-game character and My Poker Rooms.

TUTORIALS

Phil's Poker School

This is a sequence of tutorials designed to give you advice on how to play all of the major Poker game types. Phil Hellmuth, Chris Ferguson, and Mike Matusow are all on hand to guide you through the different game types and instruct you how to proceed.



THE OFFICIAL VIDEO GAME

—♦♥♠—
**BATTLE FOR THE
BRACELETS**

Hand Picker

In the Hand Picker tutorial, you play Texas Hold 'em with one very important twist: you get to choose your own hole cards. This is a good mode to use to practice playing the different hole card combinations.

Same Hand Jam

In this Texas Hold 'em game, you play the same hand from all 9 positions at the table. Your goal is to increase your bankroll as much as possible in 9 hands.

Videos

In addition to unlockable bonus videos, you can also gain access to iAmplify.com poker tip videos. These videos feature Phil Hellmuth discussing etiquette and strategy.

CUSTOMER SUPPORT

Online Support

Internet: support@activisionvalue.com
or <http://www.activisionvalue.com>

Other Contact Methods

Fax

(952) 918-9560, 24 hours/day

Mail

Activision Value, Customer Support
7800 Equitable Drive
Eden Prairie, MN 55344

Phone

(952) 918-9500. Contact a customer service representative between the hours of 1:00 p.m. and 4:00 p.m. (Central Time) Monday, 10:00 a.m. and 4:00 p.m. (Central Time) Tuesday through Thursday, except holidays.

Registration

Register your product online at <http://register.activision.com> so we can enter you in our monthly drawing for a fabulous Activision prize.

"All In"

Performed by In Ya Face All-Stars
Courtesy of In Ya Face Records

Bluff Magazine and the Bluff Magazine logo are official trademarks of Bluff Media. ©2007 Bluff Media, LLC. All rights reserved.

Software License Agreement

USE OF THIS PROGRAM IS SUBJECT TO THE SOFTWARE LICENSE TERMS SET FORTH BELOW. "PROGRAM" INCLUDES THE SOFTWARE INCLUDED WITH THIS AGREEMENT, THE ASSOCIATED MEDIA, ANY PRINTED MATERIALS, AND ANY ON-LINE OR ELECTRONIC DOCUMENTATION, AND ANY AND ALL COPIES AND DERIVATIVE WORKS OF SUCH SOFTWARE AND MATERIALS. BY OPENING THIS PACKAGE, AND/OR USING THE PROGRAM, YOU ACCEPT THE TERMS OF THIS LICENSE WITH ACTIVISION, INC. ("ACTIVISION").

LIMITED USE LICENSE. Activision grants you the non-exclusive, non-transferable, limited right and license to use one copy of this Program solely and exclusively for your personal use. All rights not specifically granted under this Agreement are reserved by Activision. This Program is licensed, not sold. Your license confers no title or ownership in this Program and should not be construed as a sale of any rights in this Program.

OWNERSHIP. All title, ownership rights and intellectual property rights in and to this Program and any and all copies thereof (including but not limited to any titles, computer code, themes, objects, characters, character names, stories, dialog, catch phrases, locations, concepts, artwork, animation, sounds, musical compositions, audio-visual effects, methods of operation, moral rights, and any related documentation, incorporated into this Program) are owned by Activision or its licensors. This Program is protected by the copyright laws of the United States, international copyright treaties and conventions and other laws. This Program contains certain licensed materials and Activision's licensors may protect their rights in the event of any violation of this Agreement.

YOU SHALL NOT:

- Exploit this Program or any of its parts commercially, including but not limited to use at a cyber cafe, computer gaming center or any other location-based site. Activision may offer a separate Site License Agreement to permit you to make this Program available for commercial use; see the contact information below.
- Sell, rent, lease, license, distribute or otherwise transfer this Program, or any copies of this Program, without the express prior written consent of Activision.
- Reverse engineer, derive source code, modify, decompile, disassemble, or create derivative works of this Program, in whole or in part.
- Remove, disable or circumvent any proprietary notices or labels contained on or within the Program.
- Export or re-export this Program or any copy or adaptation in violation of any applicable laws or regulations.

LIMITED WARRANTY. Activision warrants to the original consumer purchaser of this Program that the recording medium on which the Program is recorded will be free from defects in material and workmanship for 90 days from the date of purchase. If the recording medium is found defective within 90 days of original purchase, Activision agrees to replace, free of charge, any product discovered to be defective within such period upon its receipt of the Product, postage paid, with proof of the date of purchase, as long as the Program is still being manufactured by Activision. In the event that the Program is no longer available, Activision retains the right to substitute a similar program of equal or greater value. This warranty is limited to the recording medium containing the Program as originally provided by Activision and is not applicable to normal wear and tear. This warranty shall not be applicable and shall be void if the defect has arisen through abuse, mistreatment, or neglect. Any implied warranties prescribed by statute are expressly limited to the 90-day period described above.

EXCEPT AS SET FORTH ABOVE, THIS WARRANTY IS IN LIEU OF ALL OTHER WARRANTIES, WHETHER ORAL OR WRITTEN, EXPRESS OR IMPLIED, INCLUDING ANY WARRANTY OF MERCHANTABILITY, FITNESS FOR A PARTICULAR PURPOSE OR NON-INFRINGEMENT, AND NO OTHER REPRESENTATIONS OR CLAIMS OF ANY KIND SHALL BE BINDING ON OR OBLIGATE ACTIVISION.

When returning the Program for warranty replacement please send the original product disks only in protective packaging and include: (1) a photocopy of your dated sales receipt; (2) your name and return address typed or clearly printed; (3) a brief note describing the defect, the problem(s) you have encountered and the system on which you are running the Program; (4) if you are returning the Program after the 90-day warranty period, but within one year after the date of purchase, please include check or money order for \$20 U.S. currency per disc replacement. Note: Certified mail recommended.

In the U.S. send to: Warranty Replacements, Activision, Inc., P.O. Box 67713, Los Angeles, California 90067

LIMITATION ON DAMAGES. IN NO EVENT WILL ACTIVISION BE LIABLE FOR SPECIAL, INCIDENTAL OR CONSEQUENTIAL DAMAGES RESULTING FROM POSSESSION, USE OR MALFUNCTION OF THE PROGRAM, INCLUDING DAMAGES TO PROPERTY, LOSS OF GOODWILL, COMPUTER FAILURE OR MALFUNCTION AND, TO THE EXTENT PERMITTED BY LAW, DAMAGES FOR PERSONAL INJURIES, EVEN IF ACTIVISION HAS BEEN ADVISED OF THE POSSIBILITY OF SUCH DAMAGES. ACTIVISION'S LIABILITY SHALL NOT EXCEED THE ACTUAL PRICE PAID FOR THE LICENSE TO USE THIS PROGRAM. SOME STATES/COUNTRIES DO NOT ALLOW LIMITATIONS ON HOW LONG AN IMPLIED WARRANTY LASTS AND/OR THE EXCLUSION OR LIMITATION OF INCIDENTAL OR CONSEQUENTIAL DAMAGES, SO THE ABOVE LIMITATIONS AND/OR EXCLUSION OR LIMITATION OF LIABILITY MAY NOT APPLY TO YOU. THIS WARRANTY GIVES YOU SPECIFIC LEGAL RIGHTS, AND YOU MAY HAVE OTHER RIGHTS WHICH VARY FROM JURISDICTION TO JURISDICTION.

TERMINATION. Without prejudice to any other rights of Activision, this Agreement will terminate automatically if you fail to comply with its terms and conditions. In such event, you must destroy all copies of this Program and all of its component parts.

U.S. GOVERNMENT RESTRICTED RIGHTS. The Program and documentation have been developed entirely at private expense and are provided as "Commercial Computer Software" or "restricted computer software." Use, duplication or disclosure by the U.S. Government or a U.S. Government subcontractor is subject to the restrictions set forth in subparagraph (c)(1)(ii) of the Rights in Technical Data and Computer Software clauses in DFARS 252.227-7013 or as set forth in subparagraph (c)(1) and (2) of the Commercial Computer Software Restricted Rights clauses at FAR 52.227-19, as applicable. The Contractor/Manufacturer is Activision, Inc., 3100 Ocean Park Boulevard, Santa Monica, California 90405.

INJUNCTION. Because Activision would be irreparably damaged if the terms of this Agreement were not specifically enforced, you agree that Activision shall be entitled, without bond, other security or proof of damages, to appropriate equitable remedies with respect to breaches of this Agreement, in addition to such other remedies as Activision may otherwise have under applicable laws.

INDEMNITY. You agree to indemnify, defend and hold Activision, its partners, affiliates, contractors, officers, directors, employees and agents harmless from all damages, losses and expenses arising directly or indirectly from your acts and omissions to act in using the Product pursuant to the terms of this Agreement.

MISCELLANEOUS. This Agreement represents the complete agreement concerning this license between the parties and supersedes all prior agreements and representations between them. It may be amended only by a writing executed by both parties. If any provision of this Agreement is held to be unenforceable for any reason, such provision shall be reformed only to the extent necessary to make it enforceable and the remaining provisions of this Agreement shall not be affected. This Agreement shall be construed under California law as such law is applied to agreements between California residents entered into and to be performed within California, except as governed by federal law and you consent to the exclusive jurisdiction of the state and federal courts in Los Angeles, California. If you have any questions concerning this license, you may contact Activision at 3100 Ocean Park Boulevard, Santa Monica, California 90405, (310) 255-2000, Attn. Business and Legal Affairs, legal@activision.com.

EXPERIENCE HISTORY'S MOST UNFORGIVING BATTLEFIELDS!

PlayStation 2



NTSC U/C



THE HISTORY CHANNEL

BATTLE FOR THE PACIFIC



ACTIVISION

COMING FALL 2007

ACTIVISION

activision.com



Visit www.esrb.org
for updated rating
information.

Activision Publishing, Inc. P.O. Box 67713, Los Angeles, CA 90067

75423.226.US

©2007 Activision Publishing, Inc. and its affiliates. All rights reserved. Battle for the Pacific is a trademark of Activision Publishing, Inc. and its affiliates. Activision is a registered trademark of Activision, Inc. and its affiliates. The History Channel and the 'H' logo are registered trademarks of A&E Television Networks. Published and distributed by Activision Publishing, Inc. and its affiliates. All other trademarks are the property of their respective owners. All rights reserved. The ratings icon is a registered trademark of the Entertainment Software Association. "PlayStation", "PLAYSTATION" and "PS" Family logo are registered trademarks of Sony Computer Entertainment Inc.